



# Survival Guide for English Division Veterinary Medicine













UNIVERSITY  
of LIFE SCIENCES  
in Lublin

*This Survival Guide was created by Kutlo Van Ooteghem, Jane Baker, Bartłomiej Szymczak & Admission and Promotion Department (Agnieszka Wasilak, Katarzyna Krzaczkowska, Kinga Tarchynska) of the University of Life Sciences in Lublin.*

*Lublin, 2024*

## Contents:

-  General information
-  Your first week as a veterinary medicine student
-  Real student life happens in the dormitories
-  Studying: a quick guide to navigating university life
-  University life isn't just about studying!
-  Activities in Lublin
-  Library
-  How to get around the city and Poland
-  What do I do if I get sick?
-  Important official matters related to your stay
- Contact



# WELCOME

## Dear Students!

It is a great pleasure to welcome you at the University of Life Sciences in Lublin.

We hope that your stay here will be rewarding for you in many ways. It will be a chance to gain knowledge and experience and above all, it will definitely be an amazing adventure giving you plenty of opportunities to meet many friends.

Coming to a foreign country to study is a great challenge. The following guide contains information that will help you learn more about ULSL, Poland and Polish culture and how you can spend your free time actively, what you can visit or where to eat and do your shopping. It is important that you feel safe during your stay in Lublin so here, in this guide you will find contact details to the relevant units at the University and offices in Lublin.

Let your journey with ULSL begin!



## General Information


### Welcome to the Adventure!

Located in the heart of Lublin, the University of Life Sciences is a dynamic and modern institution specializing in agricultural, veterinary, and environmental sciences. It offers a wide range of programs designed to equip students with the knowledge and skills necessary to succeed in their chosen fields. Among its most prestigious faculties is the Faculty of Veterinary Medicine, known for its high standards in education, research, and clinical practice.

The Faculty of Veterinary Medicine at the University of Life Sciences in Lublin has a long-standing tradition of excellence, spanning 80 years! It is one of the leading veterinary faculties in Poland, offering comprehensive education and practical training. The faculty boasts state-of-the-art facilities, including animal clinics, modern laboratories, and a research farm, ensuring that students gain hands-on experience from day one.

The faculty is not just about academic learning; it is also a community of passionate professionals and students dedicated to the welfare of animals. You will have the opportunity to participate in various research projects, internships, and fieldwork, all designed to prepare you for a rewarding career in veterinary medicine.

For international students, the faculty offers an English-language programme that mirrors the Polish curriculum. This programme is designed according to the international standards, allowing students from around the world to study veterinary medicine in a supportive, English-speaking environment. The courses are taught by experienced professors who are experts in their fields, ensuring that language is no barrier to receiving a high-quality education. This programme not only provides in-depth veterinary knowledge but also introduces students to Polish culture and veterinary practices prevalent in Europe. Upon graduation, you will be equipped with the skills needed to work as a veterinarian



anywhere in the world. You will also meet veterinary enthusiasts from all over the globe, with representatives from every continent. Notably, the first woman from Saudi Arabia to graduate with a master's degree in veterinary medicine did so at our faculty!

## Your Journey Begins Here!



As a student in the English programme, you are about to embark on a unique journey. You will be a part of a diverse and international community, making friends and building connections that will last a lifetime. Whether you are attending lectures, participating in practical labs, or exploring the beautiful city of Lublin, every day will bring new experiences and learning opportunities.

Welcome to the Faculty of Veterinary Medicine at the University of Life Sciences in Lublin – where your adventure in veterinary medicine begins!

## University Map



## The main buildings where classes will be conducted:

**Collegium Veterinarium** – This is where you will have most of your theoretical classes during the first year of your studies. On the ground floor, you'll find the cloakroom, lecture halls, and physiology and histology practical rooms. The basement level houses the dissection room for anatomy classes and a biochemistry practical room. General practical rooms are located on the first and second floor. Each floor also has teachers' offices, which often require you to use the intercom system. After selecting the appropriate number, you'll need to wait for the teacher to open the door.



located on the first and second floor. Each floor also has teachers' offices, which often require you to use the intercom system. After selecting the appropriate number, you'll need to wait for the teacher to open the door.

**Collegium Agronomicum**  
– You will have a few classes here.



**Rektorat** – The administrative center of the university, housing various offices, including those of the rector and vice-rectors.



**Centrum Kultury Fizycznej i Sportu** – This building includes a swimming pool, gym, and sports hall, where you will have your Physical Education (PE) classes.



**Centrum Nauczania Języków Obcych i Certyfikacji** – The building where foreign teachers are located (Polish language for you).



**Kliniki weterynaryjne** – A complex of clinical and educational buildings where you'll attend your clinical classes, pathology lectures, and spend a lot of time during clinical internships in your final years of study.





# Your First Week as a Veterinary Medicine Student

## What to buy?

### 1<sup>st</sup> year:

- White lab coat
- White crocs
- Scalpel handle (no.4)
- Scalpel blades (no.24)
- Tweezers (surgical better than dissecting - 13/14cm)
- Gloves
- A5/A4 blank-paged book for drawings
- Colouring pencils
- START 1 Survival Polish book A1, Kamila Dembinska, Agnieszka Malyska  
ISBN: 978-83-946939-0-9 (can order online on Allegro)

### 3<sup>rd</sup> year:

- Stethoscope - Littmann Classic III is recommended
- Rat-toothed tweezers
- Needle holder
- Surgical scissors
- Foot covers

### 4<sup>th</sup> year:

- Scrubs



## What to bring to first class:

Chemistry: White lab coat

Histology: White lab coat; A5/A4 blank-paged book for drawing; Colouring pencils

Animal anatomy: White lab coat; White crocs

## Where can you get them?

**Ambulans** – 1.8 km from Collegium Veterinarium

- Stanisława Staszica 5, 20-081 Lublin; 2.9 km from Collegium Veterinarium - Lubartowska 75 A, 20-123 Lublin (<https://www.ambulans.com.pl/>)

**MEDISQUAD** – 3 km from Collegium Veterinarium - Lubartowska 56, 20-094 Lublin (<https://medisquad.pl/>)

**Stelo** – 2.7 km from Collegium Veterinarium - Biernackiego 12, 20-089 Lublin <https://www.stelo.pl/cms/sklep-lublin>



Finished shopping? This is just the beginning of the journey. Stay determined; now it's time to complete all the formalities.

During the first week of classes, you will need to go to the Dean's office (Głęboka 30, 3<sup>rd</sup> floor office 316 & 318) Opening hours are 8 am - 2 pm.



### **You should provide the following documents:**

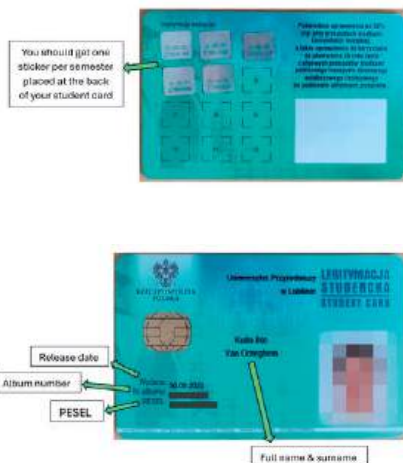
- Educational documents (originals)
- Translations (if they were required during your application)
- Certificates
- Medical certificate
- Apostille/legalization etc.
- 2 copies of the agreement printed (and signed) from the ULSL Admission System
- Passport/ID Card

This is so the university can confirm your arrival and document legitimacy, input it into the system and start processing your student card, which you will pick up about a week later.

## Student Card/ legitymacja

Every student should obtain their student card. To do this you should go to the Dean's office.

At the beginning of each semester, take your student card to Dean's office and employee will update it, applying a new sticker indicating you are currently still a student of the university, making it valid for another semester. The student card may be used for discounts (e.g. museums, trains, etc), in the library and gym, as well as accessing your grades using your album and PESEL numbers.



### Discount rates:

- 50% bus tickets
- 51% train tickets
- Some shops offer discounts to card holders

The student card is composed of: The PESEL number; Numer albumu/ album number

Both are assigned individually to each student. No two students will have the same of either. They can both be used to access exam results and login to university platforms as a student, serving as a type of university ID.

### Virtual Dean's office

The Virtual Dean's Office is used to view final results at the end of a semester, your finances and individual account number for fees and dorm payments, as well as review your student status and take questionnaires at the end of each semester to review your professors.

Link: [wd.up.lublin.pl](http://wd.up.lublin.pl)

The Dean's Office email address : [dziek.wet@up.lublin.pl](mailto:dziek.wet@up.lublin.pl)

The **first time** you login to the virtual dean's office:

*Username:* your email address

*Password:* your PESEL number

Then: an email will be sent to verify your email and allow you to set a password of your choosing **From now on** you will log in with your email as the username and your chosen password, no longer your PESEL.

## Microsoft 365 access

Free access using a university account:

The steps:

- 1) Go to <https://www.office.com/>
- 2) Click on "Log in"
- 3) Fill the login box as follow: Your personal Nr albumu@student.up.edu.pl  
You will find your "Nr albumu" in your personal information tab (Virtual Dean's office) - (last 6 digits of your album nr)
- 4) Fill the password box as follows: "Up.last 5 digits of your PESEL" on your ID

Example

*Login:* 123456@student.up.edu.pl

*Password:* Up.12345

And you will have access to the Office apps (Microsoft 365) for free.

# Real student life happens in the dormitories

## Dormitory

Locations:

- 📍 "Miasteczko Akademickie" (closest to academic buildings and the city center)
- 📍 Cebion – Langiewicza 6,
- 📍 Dodekn - Langiewicza 8,
- 📍 Eskulap - Langiewicza 12,
- 📍 Felin District (farther from the center, near the University horse stable and riding arena)
- 📍 Broadway Dobrzańskiego 35,
- 📍 Manhattan Dobrzańskiego 33,

What do I do when I arrive at the dormitories for the first time?

Go to the dormitory building Eskulap (Langiewicza 12) and ask to see Mrs. Magdalena Hetman (room no. 3). Once at her office, you should provide her with a **printed passport photo (35×45mm)** of yourself. After obtaining your dorm card, go to the receptionist of your dormitory building, show them the card and they will hand you your room key.

## What facilities and services should I expect from the dorms?

### 24/7 receptionists:

- When you enter the building you have to show the receptionist your dormitory card and they will hand you your key.
- When leaving the dormitory you have to hand your key to the receptionist as well.
- The doors are locked at night from 11pm, so in this case just ring the doorbell to alert the receptionist and they will open for you.



### Cleaning & garbage

- The dormitories are always cleaned every morning except on weekends.
- There are garbage chutes on every floor at the end of the right wings.

### Wifi

- There is wifi available at the dorms via Ethernet.
- You will either have to buy a router or use data plans.
- Shops near dorms that sell routers: E.Lecerc - Zana 19, Media Markt - Zana 31

### Washing machines

#### Eskulap

- There are four washing machines on the - 1 floor.
- In order to book one you have to go to the receptionist and ask for the laundry book (książka do prania) and you will be able to pick which machine to use along with a time slot and date by writing your room number in the appropriate box.
- Once it's your time to do laundry, go to the receptionist with your dorm card and ask for the key to the laundry room. The receptionist will see your room number written in the book and hand you the key in exchange for your dorm card.
- In the laundry room there is a coin box on the right side of the door. You select which machine you're using and add the appropriate amount of coins to complete your washing cycle. The rate is 50 groszy for 10 minutes. The machine only accepts **50 gr, 1 zł, 2 zł** and **5 zł** coins.
- Once you're done, you hand over the key to the receptionist in exchange for your dorm card. If you do not hand in the keys on time, you will be fined.

#### Dodek & Cebion

- There are 3 machines on each floor.
- The booking system is the same as in Eskulap.

### Drying racks

- You can rent the washing racks for up to 3 days, you simply give the receptionist your dorm card and they hand you one of the drying racks. However, after the 3 days you pay 5 zł per day overdue.

### Vacuum cleaner

- A vacuum cleaner is available for students to use. Just hand the receptionist your dorm card, use the vacuum cleaner, return it, then collect your dorm card.

### Kitchen:

- The kitchen is shared, so always remember to clean up after your culinary adventures. And in the midst of your studies, don't forget about the pasta you're cooking—unless you want your meal to end with a visit from the fire department! ;)



## Can I keep my room whilst I'm home over summer?

Yes! All you have to do is:

Fill in 2 forms

- First form confirms you will be leaving your belongings in your room and that you have given the dormitory staff permission to access your room only if needed (e.g. reparations).
- Second form is the application form. You will have to fill in the application form every academic year if you'd like to stay in the dorms.
- Rent for keeping your unoccupied room over the summer is  $\frac{1}{3}$  of your original rent.
- Unplug your refrigerator and any other appliances.



If you decide not to rent your room over the summer, but are not taking all belongings back home, inform the receptionist and they will hand you a paper slip for a storage room where you can store all your belongings in boxes for free. Be sure to write your name on all your boxes and close them well.

Note: if you use the storage room and do not fill out a form for keeping the dorm over the summer, your room will not be kept for you and may be rented out to someone else during the summer holidays.



## What do I do when I am leaving the dorms for summer break?

Hand over your key as usual at reception and inform them that you are leaving for the holidays. Then hand them your dorm card and they will cut it and give you your passport photo back. You will receive a new dormitory card for the new academic year when you return.

## Packages

If you have ordered/are expecting a package, you should specify your room number when giving the delivery address. It will either be dropped off with the receptionist, or the delivery company will drop off a delivery slip which you will need to take to the nearby post office (Langiewicza 10) in order to get your package, which was dropped off there. This is because some delivery services only drop off at post offices and not at the door. You will need your ID/passport as a form of identification when getting your package from the post office.



## How to pay rent

You will have to pay your rent on a monthly basis. Every student will pay into an account specifically dedicated to them. Your account number is found in your Virtual Dean's Office along with the amount you have to pay.

*Note:* If you struggle or don't want to open a Polish bank account, Revolut works just as well.

## Hotel on the 6th floor

The 6th floor works as a hotel that may be booked by anyone. Relatives and friends are not allowed to stay over in your dorm room, so they may stay in a hotel room. You can book a room at reception or by calling the buildings themselves:

Eskulap: +48814411486


Dodek: +48814411419

Cebion: +48814411481

Broadway: +48814610732

Manhattan: +48814610736

The hotel guests are provided with towels, bedding, basic cutlery and cooking utensils.





Rates per night per person:

Eskulap (room, bathroom, kitchenette)

- Single room - 55zł
- Double room - 45zł

Dodek & Cebion (room, shared bathroom and kitchen with floor)

- Single room - 50zł
- Double room - 35zł
- Triple room - 25zł

Broadway & Manhattan (4 rooms sharing 1 bathroom and kitchenette)

- Single room - 50zł
- Double room - 35zł
- Triple room - 25zł

### Printing services

In Dodek (Langiewicza 8), there is a print shop on the ground floor where you can print, scan and copy documents.

Rates:

- Printing - Black and white - 1zł per page; Colour - 2zł per page
- Scanning - 50 gr per page

### Rules

- Guests have to register with the receptionist in order to enter. They must bring a form of identification (e.g. ID, drivers licence, student card). No guests are allowed to stay later than 23:00. If they stay past this time, they will be fined.
- Noise curfew is at 23:00, after which you may be reported and receive strikes.
- No smoking in the buildings. Residents responsible for the fire alarm going off will be charged a fee for the arrival of the fire brigade.
- No drinking in the public areas of the building (e.g. hallways, reception, etc).



# Studying: A Quick Guide to Navigating University Life

## The grading system in Poland is done on a scale from 2-5:

- 2 - unsatisfactory / fail
- 3 - satisfactory
- 4 - good
- 5 - very good

The requirements for passing will differ from class to class. Your professors will give you the relevant information, according to their subjects.

## How do I pass a subject?

### Attendance

- You will have classes and lectures. Classes are compulsory and each student will be given 1 or 2 unexplained absences (depending on the subject). If your absences exceed this limit, you will not be allowed to write the exam and will automatically have to repeat that subject. However, if you are absent but go to the doctor and get a doctor's note you will be excused and your absence days will not be used. If you are not going to attend a class for whatever reason, please email your respective professor and inform them.
- Lectures are optional but heavily encouraged. They are elaborations on the classes and sometimes new topics on their own, and will appear in the final exams.
- For some practical classes, you are required to come prepared: you must have a lab coat or other necessary equipment—failing to do so may result in you not being allowed to participate in the class, which will count as an absence. Also, remember to leave your outerwear in the cloakroom before attending classes and lectures.



## Colloquiums

- These are tests as a form of continuous assessment. You will have a colloquium at the end of every topic in each subject. You have to pass all your colloquiums in order to qualify to take the final exam.
- You are given 3 chances to pass each colloquium. The 1<sup>st</sup> term is once you've finished the topic and the 2<sup>nd</sup> term is usually about a week or two after the 1<sup>st</sup> term. The 3<sup>rd</sup> term is at the end of your subject, right before the final exam.
- Colloquiums are composed of knowledge from classes unless your professor says otherwise (sometimes may include lectures and practicals).

## Final exam

- At the end of each subject, there is an exam. The exam is composed of both classes and lectures.
- You have 3 chances to pass the exam. In the **winter semester**, the 1<sup>st</sup>, 2<sup>nd</sup> and 3<sup>rd</sup> terms are during the exam session. In the **summer semester** the 1<sup>st</sup> and 2<sup>nd</sup> terms are during the exam session but the 3<sup>rd</sup> term is in September.

## What happens if I fail a subject?

If you have too many absences, fail the 3<sup>rd</sup> term of your final exam/colloquiums, you will have to retake the entire subject. However, you may only retake a subject once. If a student retakes a subject and fails for a second time, the consequences are discussed with the dean and may be conclusive to course failure and expulsion. If you do not pass a certain subject, it may prevent you from taking further related subjects e.g. if you fail chemistry, you cannot take biochemistry. You will still move to the next year (unless you have failed multiple subjects) but will have to take the classes you failed from the previous year, along with the unaffected classes from your new year.

All the information about your studies, the rules for conducting classes, your rights, and your responsibilities can be found in a document called the Study Regulations. If you are interested in this topic, the entire document is available on the university's website.

# University life isn't just about studying!

## Student's organisations

### Student Government

The student government at ULSL is organised at both university-wide and faculty levels. The central student government organisation at ULSL is RUSS (University Council of Student Government). RUSS members are elected for a 2-year term in general elections and represent each faculty at ULSL. They are the exclusive representatives of student rights before the university authorities, participate in the highest collegiate bodies of the university, and represent students in the scholarship committee. Additionally, they animate cultural life on the ULSL campus by organising various cultural events (outdoor concerts during the student holiday "Lublinalia"), charity actions for animal shelters and orphanages, and blood donation drives.



The student government office is located in room 234 in the Agro I building. At the faculty level, WRSS (Faculty Council of Student Government) represents the general student body. It consists of representatives from each year and each course of study conducted at our faculty. The representative of each year is called the "year prefect". The role of prefect is crucial as they act as a liaison between all students in the group and academic teachers. They coordinate exam dates in consultation with students, organise the academic life of the group, and most importantly, they are the person to whom you can report your concerns.

The year prefect and WRSS work closely with the faculty authorities to ensure high-quality education.

### IVSA (International Veterinary Student Association)

IVSA Lublin is one of the seven branches of IVSA Poland, operating at the Faculty of Veterinary Medicine at the University of Life Sciences in Lublin. In the 2023/2024 academic year, our organisation has nearly 400 members, who are students from the 1st to 6th year of studies.

IVSA Lublin is famous for its recurring events called "Clinical Tuesdays," during which topics from various fields of veterinary medicine are discussed.

In recent years, the most frequently appearing topics have been surgery, oncology, orthopaedics, and neurology.

“Thematic Mondays” are events that address topics such as mental health, post-graduate development, and opportunities to work abroad. We also organise workshops on endoscopy, ultrasound, surgical suturing, and infectious disease diagnostics. Undoubtedly, the greatest pride of our Lublin branch is the “Student Veterinary Surgery Conference” and the “Student Animal Nutrition Conference.” In recent years, IVSA Lublin has organised many international exchanges. Students from our association have visited, among others, the Faculty of Veterinary Medicine in Edinburgh, Konya, and Hannover. IVSA Lublin members volunteer at the largest conferences and congresses, both national and international.

How to join IVSA Lublin? You need to fill out an application form and pay the membership fee (35zł/year). For more information, please visit our profiles on Instagram (@ivsa.lublin) and Facebook.



### **The Folk Song and Dance Ensemble “Jawor”**

The “Jawor” Ensemble officially began its activities in 1960. In 1984, the Center for Folklore and Rural Culture was established, under which the ensemble operated. The name “Jawor” was officially given to the ensemble in 2000. Currently, the ensemble is based in the Eskulap Dormitory at 12 Langiewiczza Street in Lublin, where office along with the costumes, memorial room, and archives are located. “Jawor” regularly organises recruitments for university students, offering the opportunity to join the dance group, vocal group, or band. Practices usually take place three times a week, allowing for



intensive development of artistic skills. The ensemble boasts a rich artistic heritage, numerous successes on national and international stages, and many years of cultivating folk traditions. “Jawor” not only presents folklore but also integrates the academic community and promotes folk culture among the younger generation. Members of the “Jawor” ensemble represent our university throughout the country as well as during numerous excellent international tours. There are likely few places in the world where the “Jawor” ensemble has not yet performed.

## Choir

The Academic Choir of the University of Life Sciences in Lublin has been enhancing university events with its singing for over 70 years. It is the second oldest student choral ensemble in Lublin, following the Academic Choir of the Catholic University of Lublin. The choir’s artistic journey began in 1952 when students from the Faculty of Agriculture at UMCS initiated an instrumental-vocal ensemble, which by autumn had evolved into a choir of several dozen members. Currently, the choir is conducted by Professor Zofia Bernatowicz, who brings expertise and passion to the ensemble.

Recruitment for the choir takes place at the beginning of each academic year, offering students an opportunity to showcase their vocal talents. Rehearsals are held twice a week in the evening hours, allowing students to balance their academic commitments with their musical pursuits. The choir boasts numerous successes both nationally and internationally, demonstrating its high level of performance and dedication. A recent highlight of their achievements includes winning three gold diplomas at the International Choir Competition and Festival “Gaudete Barcelona 2024”. This prestigious award underscores the choir’s excellence and its ability to compete at an international level.

The Academic Choir not only represents the university at various events but also plays a crucial role in preserving and promoting choral music traditions. Through its performances, the choir contributes to the cultural life of the university and the broader Lublin community. For many students, participation in the choir offers not just musical growth but also a chance to form lasting friendships and create memorable experiences during their university years.



### **AZS (Academic Sports Association)**

The University Club of the Academic Sports Association (KU AZS) at the University of Life Sciences in Lublin, established in 1963, has become the largest student organisation at the university with nearly 400 athletes. The club comprises over 13 sports sections, offering students diverse opportunities to develop their athletic interests and skills. KU AZS UP Lublin not only fulfils students' sporting ambitions but also actively participates in organising sports competitions at various levels, including Academic Championships

of the Lublin Province and Polish Academic Championships. The club is involved in organising events such as "from UKS to AZS," First Year Students' Games, Universiades, U20 Polish Athletics Championships, and Polish Swimming Championships, among others. Sports sections within AZS include:



- Aerobic Gymnastics,
- Badminton,
- Cross-country Running,
- Bridge,
- Rowing Ergometer,
- Women's and Men's Futsal,
- Equestrian Sports,
- Judo,
- Karate,
- Powerlifting,
- Football,
- Handball,
- Volleyball,
- Swimming,
- Beach Volleyball,
- Snowboarding,
- Shooting,
- Chess,
- Fencing,
- Tennis,
- Floorball,
- Rowing,
- Sport Climbing,
- Sailing,
- Mountain Biking,
- Basketball,
- 3x3 Basketball,
- Athletics,
- Skiing,
- Table Tennis.

The AZS office is located in room 323 of the Physical Culture and Sports Center building at 31 Głęboka Street. The University of Life Sciences boasts excellent sports facilities, including a swimming pool, gym, sports hall, and an indoor riding arena with stables. These facilities provide a perfect environment for athletes to train and compete. The club's success and wide range of activities make it an integral part of university life, promoting both physical fitness and community engagement among students.

## Gym/sport

There is P.E once a week, in which there is a cardio room and gym available free of charge during the class.

In order to use the gym independently you will need to buy a gym membership. There is a desk on the ground floor with all the information and gym packages displayed on boards. Select your package at the desk (e.g. muscle room + cardio room) and use your student card because UP students get a discount. You will then receive a gym card after paying the membership fee.

After attaining the gym card, go to the cardio room which is on the 1<sup>st</sup> floor and hand your gym card to the person at the desk. They will give you a key which opens one of the lockers in the changing rooms where you may





place your belongings. Once you've finished, hand over the key in exchange for your gym card.

There are also university sports clubs, offering basketball, football, volleyball, handball, judo, badminton and cycling. These are mixed with Polish students and may have waiting lists. To join you should discuss with the P.E coach and he will provide the contacts and meeting times.

If you have your own bike there is also a 7 km cycle to the lake Zalew Zemborzycki, which has a path all the way around. There is also MMA, rock climbing, ice skating and skateparks within the area.

Icemania (Ice Skating) - Aleje Zygmuntowskie 4,

Aqua Lublin - Zygmuntowskie 4, - Aquapark with saunas, indoor olympic size pool, whirlpools

High Flight Zone (Trampoline park) - Cisowa 11.

### Student Scientific Club

At our Faculty, there are several scientific clubs in which students can engage in an ongoing research. The main scientific club is the Veterinary Medicine Club, which includes several sections such as pathophysiology, hippiatrics, buiatrics, and pathomorphology. The best way to join the scientific club is to talk to an academic teacher. Working in the scientific club involves individual collaboration on a mentor-student basis, and the culmination of such collaboration is presentations at scientific conferences, scientific articles, and chapters in monographs.

### Canteen

There is a university canteen called "Trójka & Bazylia" located at *Langiewicza 16*, behind the Eskulap building, opposite Żabka. They serve from 10am-5pm in winter and 10am-6pm in summer Mon-Fri offering reasonable, student prices with dine-in, takeaway and delivery options. Next to it, in the same building is a study space, free of charge, with sofas, cubicles and charging stations, available for all students to use.

Imbir - located at ULSL in the Congress Center building. You can stop by for a quick traditional Polish lunch between classes.




# Activities in Lublin

## Illumination park / Botanic garden – Willowa 58

Each year the illumination park/ Lumina park Lublin opens from December to February displaying light sculptures in a winter wonderland in a multimedia experience with sound and sight. This showcases the beauty of the snow and is a fun activity for those winter days when it gets dark early but you still want to go out with friends.

Discounted tickets are available for students and are cheaper on weekdays. In the summer, the UMCS Botanical Garden is located on this site, which is also worth a visit, especially during the spring season.



## Juwenalia / Lublinalia

Every year during the May holidays as well as the weeks before and after there are Juwenalia all around Poland, often referred to as Lublinalia in Lublin. This entails a few weeks of students “taking over” the city, from parades to concerts to numerous festivals and events all organised for or by students.



Tickets are usually for sale on **eBilet.pl** which will also be accessible on the International student Whatsapp groups. Take this time before finals to enjoy late spring/early summer and have fun with friends. In Lublin, it's a tradition that the student festival begins with a parade where students, dressed in themed costumes, march through the streets of the city.

## Lublin Open-Air Village Museum – Warszawska 96

The Lublin Open-Air Village Museum, beautifully situated in the valley of the Czechówka River, is one of the largest open-air museums in Poland. It showcases the cultural diversity of the region by combining a rich collection of architecture and artefacts with a focus on the intangible heritage of the area. The museum comprehensively collects items related to the past life in villages, manors, and towns, while also preserving knowledge about customs, rituals, traditions, and daily work of people from bygone eras. A notable attraction of the Lublin open-air museum is the town sector, which represents a provincial town from the 1930s.

## Zemborzycki Reservoir – Żeglarska 5

The Zemborzycki Reservoir is surrounded by recreational facilities including Marina and Stoneczny Wrotków. Stoneczny Wrotków features a complex of swimming pools, water slides, playgrounds, and a restaurant. Nearby, you'll find a water ski lift and a rental service offering kayaks, mountain bikes, water bikes, and equipment for team sports. Playa Marina, another nearby facility, provides a beach and windsurfing equipment. There is also a bicycle path running around the reservoir. The lake is situated along the Podlublin Forest Trail, making it an ideal spot for a picnic, a stroll, or studying outdoors close to the city.

## Old Town

The Old Town area is rich in historic landmarks, including remnants of the city walls such as the Krakowska and Grodzka Gates and the Gothic Tower. You can explore Renaissance townhouses, the former Town Hall (Trybunał Koronny) situated in the middle of the market square, the Archcathedral, the Trinitarian Tower, the Dominican Basilica, and the Old Theatre. Inside the city walls, you'll find Po Farze Square, and in front of the Krakowska Gate is Łokietka Square. Beyond the city walls, within the administrative district of Old Town, lies the Castle with its Chapel. During the summer, Old Town hosts various cultural events and offers numerous pubs and bars, making it a great place to enjoy pleasant afternoons with friends.

## State Museum at Majdanek – German Nazi Concentration and Extermination Camp

- Droga Męczenników Majdanka 67

The museum is situated on part of the former camp (approximately 90 hectares). Among its most significant features are the partially preserved administrative section, the third field of the prisoner camp, the bathhouse buildings with gas chambers, and the “new” and “old” crematorium buildings. The site also includes the Monument to the Struggle and Martyrdom at Majdanek, created by Viktor Tolkin. The museum houses extensive archives from the camp period and a rich collection of artifacts. The museum features a permanent main exhibition and hosts temporary exhibitions.

## Culture building for students - Chatka Żaka UMCS - Radziszewskiego 16,

Often have student events such as board game nights, discos, plays. Certain events are in Polish while others are also in English. Great place to meet other English speakers from Erasmus & other universities.



# Shopping malls/galerie

## Lublin Plaza - Lipowa 13,

- Closest to campus
- Some students go to the food court between classes
- Has Costa Coffee
- Has a TK Maxx
- Has Orange and T-mobile where you can buy sim cards
- Has CinemaCity
- Has a truck selling chimney cones outside the mall



## Vivo! Lublin - Unii Lubelskiej 2

- Has more clothing stores than Lublin Plaza
- Has Masters Bowling and Billiard
- Has Half Price



## Felicity - Wincentego Witosa 32,

- Largest mall
- Furthest from campus
- Has CinemaCity

**Note: All shops are closed on Sundays except for a few convenience stores (Żabka).**



# Popular Restaurants Amongst Students

## Little Hanoi - Langiewicza 10 1<sup>st</sup> floor

- Asian cuisine
- Next to dormitories
- Mojo** - Radziszewskiego 8,
  - zł 40-60
  - Near the dorms
  - Good quality food and drinks
- Dirty Joe** - Krakowskie Przedmieście 30,
  - zł 40-60
  - American restaurant
  - Large portions
  - Advisable to book a table in advance

## Sajgon - Nadbystrzycka 66,

- zł 20-40
- Vietnamese
- Large portions for low price
- Only pay with cash

## Munchies - Hugona Kołłątaja 5/1d,

- zł 20-40
- Burgers and grill

## ParZona cafe - Krakowskie Przedmieście 51,

- zł 20-40
- Serves filling breakfasts
- Very aesthetic

### **Mrau Cafe** - Orla 6,

A cat cafe that offers drinks, light lunches and cakes. The cats walk around the cafe and sit where they please. It is definitely a fun and calming place to go with friends after class to unwind.

### **Dobra Pączkarnia** - Krakowskie Przedmieście 19,

This is the most popular donut shop in town that sells fresh polish donuts of all flavours.

## Clubs

**Helium/Rzut Beretem/El Cubano /Riviera** – Zostańców Sybiru 5, 20-008 Lublin

- Largest club consisting of 4 rooms with different music (Polish, techno, latin, etc.)
- Popular amongst students

**Serce** - Krakowskie Przedmieście 40,

**Dom Kultury** - Krakowskie Przedmieście 19,

- Popular amongst students

**Paradox** - Aleje Ractawickie 6,

## Bars/Pubs

**Ostro** - Krakowskie Przedmieście 25,

- Popular amongst students

**Shotbar U-Boot Lublin** - Peowiaków 6,

- Offers karaoke

**Chatka Żaka** - Radziszewskiego 16,

- Nearest to the dorms

**Pub u Szewca (Irish Pub)** - Grodzka 18,

**Just Crafted** - Cicha 2,

- Holds quiz nights in English at once a month
- Free entry, team of 1-6

**Nocny Portier** - Krakowskie Przedmieście 10.

Lublin is a friendly and quite cheap place to live. The average cost of living for the student is 500 euros to cover the flat, board and study materials.

### **Monthly expenses** (on average):

- + rent in a shared flat (or dormitory ULSL) – 100-200 EU
- + a meal in budget restaurant or student canteen - 4-6 EU
- + a coffee in cafe or restaurant - 2-4 EU
- + food/for month – 200 EU:

- » Bread: 0,7-1,7 EU
- » Margarine, 500 g: 1,5-2 EU
- » Milk 2%, 1l: 0,5-1 EU
- » Eggs (10 pieces): 1,5-2,5 EU
- » Chicken breasts, 1 kg: 3,7-5 EU
- » Boneless pork, 1 kg: 3-4,5 EU
- » Spaghetti pasta: 1-1,5 EU
- » Domestic apples, 1 kg: 1-3 EU
- » Carrots, 1 kg: 0.4-1.5 EU
- » Potatos, 1kg: 1-3 EU
- » Tomatoes, 1 kg: 1-2,5 EU
- » Orange juice: 0,7-1,5 EU

# Library

To take out a book: Go to the library desk and hand them the book and your student card. They will swipe it and see your profile on the system. You can also create an account on the university library website: [katalog.lublin.pl](http://katalog.lublin.pl)

The login for the first time uses your email address, and the password is your album nr on your student card. Then you will receive an email and can set your password. In a similar way to the virtual dean login, this will now be your password going forward. Here you can view and search books that may not be on the shelves, reserve them and take them out. To take the book out you select the book you are looking for, check if its status says available, click "add to cart", then it will say that it is waiting for confirmation. It can take 20-40 mins for the status to change, once it has been confirmed, you can collect the book from the desk on the ground floor. You can also order book to the book machine "Książkomat" and collect it 24/7. (Książkomat is located behind the library building.)

You can return books at any of the desks or in return machine (in Agro II corridor).

## **The maximum loan period for one reader's account is:**

- Textbooks from the student collection - 180 days
- Other books published after 1945 - 30 days
- Monographic volumes of periodicals - 7 days



## **Readers can have the following number of books borrowed at one time:**

- Students - 15 books from the stacks or reading room

## **The loan period for a book can be extended:**

- For books from the student collection, once Extensions must be made before the return date through the library's online system.



### Silent cubicles/study rooms:

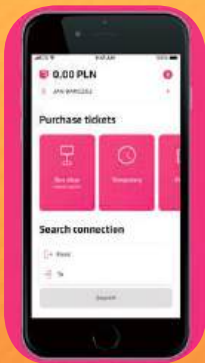
There are 3 silent/acoustic cubicles that are soundproof, with A/C and lighting, which can be reserved at any of the main desks, using your student card. It is best to do this a few days in advance as they are very popular. There are also study rooms that can be reserved in the same way for a bigger group. In the library there are also computers which can be logged into and used.

**Login:** album nr

**Password:** PESEL number

To connect to the library wifi, select the network b\_g. And the password is your album nr.

## How to Get Around the City and Poland



### Public Transport in Lublin

Lublin has an extensive network of buses and trolleybuses operated by MPK Lublin. You can purchase tickets at kiosks, from ticket machines at major stops or inside the buses, in app (Jak dojadę?, Lubika – official bus app) or directly from the driver (though it's a bit more expensive). Make sure to validate your ticket after boarding.

### Buses

- **Jak dojadę?** is an app used for planning trips and buying tickets
- **How do the buses work?**
  - » Enter your current location and destination.
  - » Pick a bus and route.
  - » When buying the ticket on Jak dojadę? choose “reduced” (in Polish “ulgowy”) instead of “normal” (in Polish “normalny”) as you are a student.
  - » Once you enter the bus, enter the 4 digit number that is displayed at the front of the bus as well as on the walls of the interior in order to validate your ticket.
  - » Every ticket has a timer but it correlates with the time taken to reach your destination. However, if this timer runs out then your ticket is no longer valid.



### Rates:

- Trips for less than 15 minutes
  - Reduced - 1.50 zł
  - Normal - 3.00 zł
- Trips for more than 15 minutes but less than 40 minutes
  - Reduced - 2.00 zł
  - Normal - 4.00 zł



There is also an option to buy a ticket on board the bus, where the screens have an English option, however you select the ticket validity time yourself according to the length of your journey. NOTE: some buses only have the option to pay by coins, while on others you can by card. Once purchased, and printed, you should validate the ticket on board with one of the “stampers” making the ticket one-use. In the event where you have not purchased a ticket or it has expired and your journey is not yet completed and the bus is inspected, you may be fined up to 250 zł.



If you regularly use public transportation in Lublin, you can purchase a monthly or semester ticket. To do this, you can register in the Lubika app and buy your ticket there, or you can go to the ZTM center (Nałęczowska 14) to obtain an electronic ticket card. Afterward, you can load a new monthly ticket onto your card at ticket machines in buses, at bus stops, or at selected kiosks. You can also apply for an electronic ticket card online at [lubika.ztm.lublin.eu](http://lubika.ztm.lublin.eu). Note: You will need to upload your photo as part of the application process.

### Rates for all buses:

Monthly: 64 PLN

Semester: 256 PLN

Remember, whenever you use a discounted fare, you must carry a valid student ID. Otherwise, you will need to purchase a ticket at the regular fare.

## Trains

- Jak dojadę is also used for intercity trains or [rozklad-pkp.pl/](http://rozklad-pkp.pl/)
- As a student you get a 51% discount but make sure to carry your student card with you to validate your discount. If not, you will be forced to pay full price.
- Rates differ depending on your destination but on average, a train from Lublin to Warsaw is 20-25 zł with the student discount.
- You can also download the PKP intercity app, which allows you to buy or view your intercity ticket, the train progress/delays, and order from the on-board restaurant present on some of them.

## Train Station

- **Lublin Główny** (main train station)
  - » plac Dworcowy,
  - » Has 7 tracks



## Bus stations in Lublin (Dworzec Autobusowy PKS)

- Old bus station - al. Tysiąclecia 6, Depending on the bus company or the route, the bus will either come into the station or park by the bus stop "Dworzec Gł. PKS 02" which is right outside of the bus station.



- **New bus station** next to train station - Dworcowa 2, 20-406 Lublin

# What do I do if I get sick?

There is a clinic right opposite the dorms! Uniwersytecki Szpital Kliniczny nr. 1 w Lublinie (USK1) is located on Langiewicza 6a. The reception is located on the first floor.

## What you'll need:

- A consultation costs 100 zł in cash (if you do not have NFZ insurance, you will find information on how to obtain it below).
- European Health Card. If you do not have one, inform them that you are a student and let them know you'll either pay in full or show them your health insurance.
- ID
- Student card
- Depending on who is on duty you may require someone to help you translate for more effective communication.

Note: your PESEL number on your student card is for your identification within the university and **only has use within the university**. The PESEL number is not valid for any other documents or external use, including medical (unless you are a Polish citizen, then the PESEL number is the same as on your Polish passport and Polish ID).

## Healthcare in Poland

In Poland, healthcare is provided through both public and private systems. Public healthcare is funded by the National Health Fund (NFZ), and services are free for those insured under the NFZ. Private healthcare is also widely available, with faster access to specialists but at a cost.

## In Poland, the primary emergency numbers are:

- **112** - General Emergency Number (for police, fire, and medical emergencies)
- **999** - Ambulance Service
- **998** - Fire Brigade
- **997** - Police

These numbers can be dialed free of charge from any phone, and they are available 24/7 for emergency situations.



## Emergency Care in Lublin

If you need urgent medical assistance in Lublin, you can visit one of the Emergency Departments (SOR) in the city (only life-threatening situations and urgent incidents, such as fractures):

- Clinical Hospital no. 4 – ul. Jaczewskiego 8,
- Stefana Kardynała Wyszyńskiego Hospital - Al. Kraśnicka 100
- MSWiA Hospital – ul. Grenadierów 3

## Non-Emergency Care

For less urgent medical issues during the night or on weekends and holidays, you can access the Night and Holiday Medical Care:

- Nighttime care clinic - Abramowicka 2
- Stefana Kardynała Wyszyńskiego Hospital - Al. Kraśnicka 100
- Nighttime care clinic - Biernackiego 9

These services are available outside regular working hours and are designed to handle situations that are urgent but not life-threatening.

# Important Official Matters Related to Your Stay

Every citizen of a third country (i.e., a person who does not hold citizenship of an EU country, Norway, Iceland, Liechtenstein, or Switzerland) is required to legalise their stay in Poland. This process involves obtaining numerous documents and should be initiated immediately after starting studies (preferably by the end of October). **PLEASE NOTE THAT IT IS YOUR RESPONSIBILITY TO POSSESS DOCUMENTS ENSURING YOUR LEGAL STAY IN POLAND THROUGHOUT YOUR ENTIRE TIME IN THE COUNTRY.** Staying in Poland without valid documentation (visa, residence card) may result in deportation and a ban on entering Schengen zone countries. To legally stay in Poland, your first step should be to apply for a temporary residence permit for the purpose of studying.

## Requirements

In order for a foreigner to be able to obtain **a temporary residence permit** for the purpose of studying under Article 144(3) of the Act on Foreigners, it is necessary for them to meet the following requirements in a cumulative manner:

- Both the declared and the actual purpose of their stay on the territory of the Republic of Poland must be to continue or supplement studies undertaken on the territory of another Member State of the European Union, which are not covered by a programme or agreement including measures related to intra-EU mobility.

- Such studies must be the basis for applying for a temporary residence permit, and at the same time must justify their stay on the territory of the Republic of Poland for a period longer than 3 months.
- The training takes place in a unit conducting studies approved by the minister competent for internal affairs, in accordance with Article 144(5-14) of the Act on Foreigners, or which, in accordance with Article 144(5) of the Act on Foreigners, is not subject to such approval, and in respect of which no decision on the prohibition of admitting foreigners referred to in Article 144a of the said Act has been issued.
- The foreigner submitted a certificate of the unit conducting studies about admission to studies or about the continuation of studies.
- The foreigner has submitted proof of payment of the tuition fee if they undertake or continue their studies for a fee.
- The foreigner has health insurance or confirmation of the insurer's coverage of the costs of treatment on the territory of the Republic of Poland.
- The foreigner has sufficient financial means **(a + b + c)** to cover:
  - » maintenance costs, which in monthly terms, after deducting the actual costs of living, should be higher than the social assistance threshold (i.e., currently for a single person – in the amount higher than PLN 776 net per month, for a person in the family – in the amount higher than PLN 600 net per month).
  - » and the cost of the return journey to the country of origin or residence or the cost of transit to the third country which grants the entry permit.
  - » and the costs of studies - if a foreigner studies on a paid basis, they should have additional financial means for this purpose.

## Documents

### Documents necessary at the application stage

A foreigner applying for a permit for the purpose of studying at university submits to the voivode competent for the place of their stay:

- completed, in accordance with the instruction, application form for a temporary residence permit - under pain of leaving the application unprocessed.
- Appendix 4 to the application for a temporary residence permit,
- 4 up-to-date photographs that clearly show the foreigner's face, without a hat and obscuring lenses, meeting the detailed criteria defined by law - under pain of not processing the application.
- a photocopy of a valid travel document (at the same time presents the person accepting the application with its original for inspection - under pain of leaving the application unprocessed).
- Proof of payment of stamp duty.

## Other documents

At the stage of submitting the application, it is also desirable to present the documents necessary to confirm the data contained in the application and the circumstances justifying the application for a temporary residence permit. The date of settling the matter depends on the date of its submission. If the required documents are not attached to the application, the voivode calls for them to be sent within a period of not less than 14 days.

Such evidence is not subject to the consequence of leaving the application unprocessed and may be supplemented in the course of the proceedings. However, it should be remembered that attaching full documentation already at the stage of submitting the application is in accordance with the interest of the party. It organises and simplifies the procedure, because already at the initial stage, the authority can make correct determinations with regard to the foreigner's situation, which undoubtedly speeds up the process of processing the application and reduces the risks associated with the need for supplementing documentation by a foreigner in the further course of the procedure for granting a temporary residence permit.

### **The evidence to be presented in the proceedings includes:**

- Certificate of the unit conducting studies on admission to studies - you can obtain them in Dean Office
- Proof of possession of health insurance within the meaning of the Act of 27 August 2004 on health care services financed from public funds or confirmation of coverage by the insurer of the costs of treatment on the territory of the Republic of Poland - this will be described below
- Documents confirming compliance with the requirement to have sufficient financial means to cover the costs of living on the territory of the Republic of Poland and the return journey to the country of origin or residence, or the costs of transit to the third country that will grant the entry permit, and the costs of studies.
  - » With regard to determining the costs of residence – submit documents confirming the amount of fixed fees related to the operation of the premises and the last bills for the supply of electricity, gas, water to the premises and the collection of sewage, waste, and liquid waste. You can also submit a statement on the amount of housing costs (for example dormitory fee), which is subject to assessment from the point of view of its credibility.
  - » With regard to the costs of the return journey to the country of origin or residence or the costs of transit to a third country which grants an entry permit, the catalogue of documents which may be produced shall be laid down in the relevant Regulation, such documents as may be produced shall be:

- traveller's cheque,
  - a certificate of the amount of the limit on the credit card issued by the bank that issued the credit card,.
- These documents should be issued no earlier than 1 month before submitting the application.

- Proof of payment of the tuition fee – you can obtain it in Dean's Office

### **Remember!**

- the documents should be attached in the original or in a copy certified to be a true copy of the original by a notary public or the party's attorney who is an attorney-at-law or legal advisor; certification of the compliance of the copy with the original may also be made by an authorised employee of the voivodeship office in the administration office, upon presentation of the original document;
- documents drawn up in a foreign language must be presented together with a sworn translation into Polish; the register of sworn translators is kept by the Ministry of Justice
- closely related documents should be presented jointly (e.g., a sublease agreement with a lease agreement) and be valid on the date the permit is issued.

### **CHECKLIST**

- ✓ Temporary residence permit for the purpose of studying at university;
- ✓ Getting acquainted with the instruction and information about the procedure available in the MOS information section
- ✓ Checking whether the HEI meets the requirements for granting a permit (whether it is on the list of approved HEIs or, if it is not subject to the approval requirement, on the list of HEIs for which a decision on the prohibition of admitting foreigners has been issued)
- ✓ Verification of whether there are grounds for refusing to initiate proceedings
- ✓ Verification of whether there are grounds for refusal of authorisation
- ✓ Filling in the application – in accordance with the rules and attaching 4 photographs that meet the criteria from the regulation
- ✓ Payment of stamp duty for granting a permit
- ✓ Personal submission of an application during legal residence (by appointment)



- ✓ Presentation of the travel document at the time of application
- ✓ Fingerprinting when applying
- ✓ Attaching a certificate from the unit conducting studies – in accordance with the model
- ✓ Attach proof of health insurance
- ✓ Attaching proof of payment of the tuition fee – if the foreigner studies for a fee
- ✓ Attaching proof of sufficient funds to cover the cost of living (on a monthly basis), including evidence confirming the amount of the costs of living or a statement of their amount
- ✓ Attaching proof of sufficient funds for the return journey
- ✓ Attaching a power of attorney with proof of payment of stamp duty (if a proxy has been appointed)

After completing all the required documents, you can submit them at the Office for Foreigners located at Czechowska 15. You can submit your application without scheduling an appointment at the information desk. Once you submit your application, you will receive the status of an applicant for a residence card, and you will legally stay in Poland until a decision is made.

Note that the application must be submitted while you are legally in Poland. Submitting the application after overstaying will result in the rejection of your application and automatic deportation.

The processing time for applications is very long. An inspector will be assigned to your case and will contact you if needed and may summon you for an interview. If the verification of your documents is successful, you will receive a residence permit and a residence card.





# NFZ Health Insurance

## EU Citizens:

Healthcare in Poland is available to students from EU/EFTA countries, provided they have valid health insurance from their home country's insurance system. Free medical care in Poland requires a valid passport, student ID, or doctoral student ID, and a valid European Health Insurance Card (EHIC).

## Third-Country Nationals:

If possible, students from non-EU/EFTA countries are advised to obtain their own international health insurance before arriving in Poland. Otherwise, they must enter into a voluntary health insurance agreement with the National Health Fund (NFZ) and pay insurance fees, which amount to approximately 15 euros per month. Under this insurance program, students are entitled to free medical care and can access university clinics and health centers. Additionally, all international students can purchase supplementary accident insurance.

To enter into a voluntary health insurance agreement with the NFZ, you must obtain a certificate of student status from your university (the same as for the residence permit) and visit the Lublin branch of the NFZ with the completed application form (unfortunately, the form is only available in Polish) at Lublin, ul. Nadstawna 2/4 (no prior appointment is necessary).

After completing the formalities at the NFZ, you need to take the documents and the completed ZUS ZZA form to the ZUS office in Lublin (ul. Zana). ZUS will assign you an account number where you will have to pay your contributions monthly. If you pay your contributions on time, medical services at facilities contracted with the NFZ (hospitals, clinics, some dentists) will be free of charge.



## Public Holidays 2024/2025

Winter Semester			Summer Semester		
<b>November 1</b>	Fri	<i>All Saints' Day</i>	<b>April 20</b>	Sun	<i>Easter</i>
<b>November 11</b>	Mon	<i>Independence Day</i>	<b>April 21</b>	Mon	<i>Easter Monday</i>
<b>December 25</b>	Wed	<i>Christmas</i>	<b>May 1</b>	Thu	<i>Labour Day</i>
<b>December 26</b>	Thu	<i>Christmas</i>	<b>May 3</b>	Sat	<i>Constitution Day</i>
<b>January 1</b>	Wed	<i>New Year's Day</i>	<b>June 8</b>	Sun	<i>Whitsun</i>
<b>January 6</b>	Mon	<i>Epiphany</i>	<b>June 19</b>	Thu	<i>Corpus Christi</i>

## Public Holidays 2025/2026

Winter Semester			Summer Semester		
<b>November 1</b>	Sat	<i>All Saints' Day</i>	<b>April 5</b>	Sun	<i>Easter</i>
<b>November 11</b>	Tue	<i>Independence Day</i>	<b>April 6</b>	Mon	<i>Easter Monday</i>
<b>December 25</b>	Thu	<i>Christmas</i>	<b>May 1</b>	Fri	<i>Labour Day</i>
<b>December 26</b>	Fri	<i>Christmas</i>	<b>May 3</b>	Sun	<i>Constitution Day</i>
<b>January 1</b>	Thu	<i>New Year's Day</i>	<b>May 24</b>	Sun	<i>Whitsun</i>
<b>January 6</b>	Tue	<i>Epiphany</i>	<b>June 4</b>	Thu	<i>Corpus Christi</i>

Note: All shops are closed on Sundays except for a few convenience stores (Žabka).

On the last Sunday of each month, selected shops remain open and there is a market in the square in front of the Lublin castle.

The rector may also call for **Rector's Hours** whereby you will not have class for a few hours of the day. Your professors will inform you if the class will be cancelled or not.

In the event of a public holiday on a Thursday, it is likely that the Rector will announce that the Friday will be free too.

On **27th October 2024** the clocks change for daylight saving from summer time - winter time and will be 1 hour behind for autumn and winter. Eg. 7am becomes 6am

On **30th March 2025** the clocks will change back, and be 1 hour ahead for the spring and summer.

## In case of any further questions, contact:

### Dean

Dr hab. Iwona Puzio, DVM Ph.D.

- iwona.puzio@up.lublin.pl
- Contact via Dean's Office



### Vice Dean of Student Affairs

Professor Aneta Nowakiewicz, DVM Ph.D.

- aneta.nowakiewicz@up.lublin.pl
- Collegium Veterinarium, 3rd floor

### Dean's Representative for English-speaking Students

Bartłomiej Szymczak DVM

- bartlomiej.szymczak@up.lublin.pl
- Collegium Veterinarium, office no. 316

### Student Dormitory Coordinator

Magdalena Hetman

- magdalena.hetman@up.lublin.pl
- Mariana Langiewiczza 12, room no. 3

### Veterinary Students

Jane Baker

- bakerjane581@gmail.com
- Kutlo Van Ooteghem
- kutlovanooteghem@gmail.com

### Admission and Promotion Department

- admission@up.lublin.pl
- Collegium Agronomicum II, office no. 211



**Contact us:**



[admission@up.lublin.pl](mailto:admission@up.lublin.pl)



(+48) 81 445 66 91

**University of Life Sciences in Lublin**



Akademicka 13  
20-950 Lublin, Poland



[www.up.lublin.pl/en](http://www.up.lublin.pl/en)

**Follow us on Social Media**



[up.lublin](https://www.facebook.com/up.lublin)



[UPLublin](https://www.youtube.com/UPLublin)



[@up.lublin](https://www.instagram.com/up.lublin)

