

HOW TO REDEEM YOUR DISCOUNT/PROMO CODE

Discount/promo code: **4E7973** (for students registering in Poland)


B6E1DC (for students registering outside Poland)

Book your secure, online exam here: <https://www.languagecert.org/en/language-exams/english/languagecert-test-of-english-lte/a1-c2-speaking>

Select the red dot and click Book

Enter your promo code and click Apply

You will see the promo code applied and the discount (which may vary depending on the country our are registering from), click on Schedule or Edit Date & Time



PLEASE PICK YOUR EXAM SLOT!

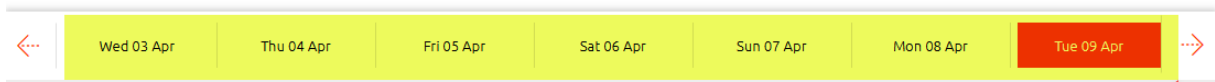
Presenting time slots in (UTC+01:00) Sarajevo, Skopje, Warsaw, Zagreb

⚠ Make sure that the correct timezone for your exam location is selected on the above menu


SET LANGUAGE PREFERENCES

Choose your native language English

Proctors's Language English Chinese French German Italian Japanese Polish Spanish



Selected Date:
Tuesday, 9 April 2024



Your exam will start at:

| | | | | | |
|-------|-------|-------|-------|-------|-------|
| 08:00 | 08:10 | 08:20 | 08:30 | 08:40 | 08:50 |
| 09:00 | 09:10 | 09:20 | 09:30 | 09:40 | 09:50 |
| 10:00 | 10:10 | 10:20 | 10:30 | 10:40 | 10:50 |
| 11:00 | 11:10 | 11:20 | 11:30 | 11:40 | 11:50 |
| 12:00 | 12:10 | 12:20 | 12:30 | 12:40 | 12:50 |
| 13:00 | 13:10 | 13:20 | 13:30 | 13:40 | 13:50 |
| 14:00 | 14:10 | 14:20 | 14:30 | 14:40 | 14:50 |
| 15:00 | 15:10 | 15:20 | 15:30 | 15:40 | 15:50 |

UPDATE SELECTED SLOT TO BASKET

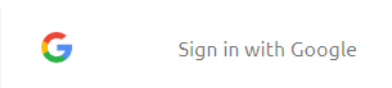
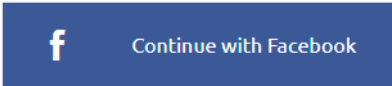
On this page you will be able to:

- Use arrows to select the day of the exam (you have 12 months to decide when to take the exam)
- Select the start time of the exam
- Finalize your selection and proceed to the checkout

NEW CANDIDATE?

SIGN UP WITH

CANDIDATE'S SOCIAL MEDIA ACCOUNT



Signing up with social is super quick. No extra passwords to remember - no brain fail. Don't worry, we'd never share any of your data or post anything on your behalf.

CANDIDATE'S EMAIL ADDRESS

Is the Candidate under 16 years old?

[REGISTER A CANDIDATE UNDER 16](#) →

* First / Middle Name(s)

Thomas Jacob



* Last Name

Smith

* Email address

[Redacted email address]

* Country of residence

Select country ▼

* Password

.....

* I am over sixteen years old
If the candidate is under 16 years old, you have to [create an Under 16 Candidate account](#)

I agree to receive news and offers from PeopleCert

I have read and agree to PeopleCert [Online Terms of Service](#), and I have read and understand PeopleCert [Privacy Policy](#)

[JOIN](#)

You will be asked to create your candidate's account, fill in the required fields

The next step will be to complete the payment. You will receive booking confirmation and additional instructions via e-mail.

Tip: When you buy your exam, **you will have 12 months from purchase to choose your exam date** and time, depending on the availability of the exam slots.

PREPARATION

LanguageCert Test of English (LTE) preparation course!

Speaking Test cracked!

If you're planning to take an **Speaking** or ESPECIALLY if you're already registered for it, this course is perfect for you.

Your promo code for the course purchase: **LAC142** will award you **30% discount!**

Click here for **the Speaking** module preparation course:

<https://lynkoacademy.podia.com/lte-speaking>

Sample tests, sample exam papers

There are sample tests available on LanguageCert website, you can download the exam packs here: <https://www.languagecert.org/en/language-exams/english/languagecert-test-of-english-lte/a1-c2-speaking>

... from the **Official preparation material** section of the website (scroll down on the page and expand).

Prepare your computer for the exam:

For your exam to be conducted successfully, you need to prepare your computer the right way, please see the guidelines below to help you prepare the technical part of the exam experience.

<https://www.languagecert.org/en/exam-types/online-exams/olp-guidelines>

Tip: Position your camera in such a way that you have the door to your room behind you so that the invigilator can see you and the door behind. Remove all the materials from your desk, put your phone on silent mode in case you will need to be contacted, do not switch it off entirely.

YOUR EXAM SCORES

You will receive a total score from 10 to 100 points. Depending on the number of points, you will see the CEFR level on your Report and Certificate as per below split:

C2 = 90-100 points

C1 = 75-89 points

B2 = 60-74 points

B1 = 40-59 points

A2 = 20-39 points

A1 = 10-19 points

0 = 0-9

WHAT WILL MY CERTIFICATE LOOK LIKE?

Language
Cert

This is to certify that

[Redacted Candidate Name]

has been awarded the

**LanguageCert Entry Level Certificate in
ESOL International (Entry 1) (Speaking)
(LanguageCert Test of English A1)
610/1380/8**

Certificate Number
1234567890ABCD

Candidate Number
1234567890ABCD

Exam Date
[Redacted]

Issue Date
[Redacted]



Michael Milanovic
LanguageCert
Chairman

AUTHENTICATED CERTIFICATE

LanguageCert is a business name of PeopleCert Qualifications Ltd, UK company number 09620926.
This certificate can be verified through www.languagecert.org

ofqual
REGULATED
register.ofqual.gov.uk



OTHER GREAT EXAM FEATURES

Online administration of the exams – Take LTE at home!

See the introductory clip here: <https://youtu.be/E-YBTMH5RZo?si=VUBkAb2KgliKxEDq>

Online Live Proctoring means you schedule an appointment with your exam administrator online and connect live to take the exam in a secure and comfortable environment of your own room. With this exam delivery method, you save time and money, you have great flexibility in selecting your exam date and time and you take the exam 1 on 1 with your exam administrator. No need to adjust your schedule to other candidates or test center availability.

Tip:

LTE exam is divided into three modules: Listening & Reading, Speaking and Writing, each offering a separate Certificate. You can decide which one to take first, for example: Listening & Reading is a great start of your journey to get over examination stress and have your first English Certificate. LTE Speaking however, tests the language skill that is often the most desired one in the world of working and communications. LTE Writing addresses a very important skill that you may want to show off to complete your journey with LTE suite of exams, Writing e-mails and chatting in English is now more important than ever!

Digital Badge from LanguageCert to boost your CV and profile!

You will surely impress your interviewer at your new job BUT the idea is to get invited! Adding the LanguageCert digital badge to your CV/resume and to your LinkedIn profile for example will definitely make you more visible in the pool of candidates. Once you pass your LanguageCert LTE, you will find your digital badge on your candidate's profile, you can share or download your badge and use it to boost your profile!

